

ENVIRONMENTAL PRODUCT DECLARATION

as per ISO 14025 and EN 15804+A2




Owner of the Declaration	dormakaba International Holding GmbH
Programme holder	Institut Bauen und Umwelt e.V. (IBU)
Publisher	Institut Bauen und Umwelt e.V. (IBU)
Declaration number	EPD-DOR-20220215-CBA1-EN
Issue date	19.10.2022
Valid to	18.10.2027

TS 92 XEA
dormakaba

www.ibu-epd.com | <https://epd-online.com>



General Information

<p>dormakaba</p> <hr/> <p>Programme holder IBU – Institut Bauen und Umwelt e.V. Hegelplatz 1 10117 Berlin Germany</p> <hr/> <p>Declaration number EPD-DOR-20220215-CBA1-EN</p> <hr/> <p>This declaration is based on the product category rules: Building Hardware products, 11.2017 (PCR checked and approved by the SVR)</p> <hr/> <p>Issue date 19.10.2022</p> <hr/> <p>Valid to 18.10.2027</p> <hr/> <p> Dipl. Ing. Hans Peters (chairman of Institut Bauen und Umwelt e.V.)</p> <hr/> <p> Dr. Alexander Röder (Managing Director Institut Bauen und Umwelt e.V.)</p>	<p>TS 92 XEA</p> <hr/> <p>Owner of the declaration dormakaba International Holding GmbH DORMA Platz 1 58256 Ennepetal Germany</p> <hr/> <p>Declared product / declared unit 1 door closer (1 piece) of the TS 92 XEA</p> <hr/> <p>Scope: This Environmental Product Declaration refers to a specific door closer manufactured by dormakaba Production GmbH & CO KG. The production site is located in Singapore.</p> <p>The data represents the year 2020.</p> <p>The owner of the declaration shall be liable for the underlying information and evidence; the IBU shall not be liable with respect to manufacturer information, life cycle assessment data and evidences.</p> <p>The EPD was created according to the specifications of <i>EN 15804+A2</i>. In the following, the standard will be simplified as <i>EN 15804</i>.</p> <hr/> <p>Verification</p> <p>The standard <i>EN 15804</i> serves as the core PCR</p> <p>Independent verification of the declaration and data according to <i>ISO 14025:2011</i></p> <p><input type="checkbox"/> internally <input checked="" type="checkbox"/> externally</p> <hr/> <p> Dr.-Ing. Wolfram Trinius (Independent verifier)</p>
---	--

Product

Product description/Product definition

The universal slide channel door closer for standard doors features EASY OPEN technology for easy door opening. The TS 92 XEA slide channel door closer is an attractive and competitively priced complement to the TS 98 XEA range. The XEA design ensures a uniform appearance in the complete building.

For the use and application of the product the respective national provisions at the place of use apply. The standards which can be applied are the following:

- EN 1154
- EN 1634-1

Application

It can be used for any interior application.

Technical Data

The door closer has following technical properties:

Data and features	TS 92 XEA B/G ⁹⁾	
Continuously adjustable closing force	Size	EN 1-4
General doors ⁸⁾	≤ 1,100 mm	●
Exterior doors, opening outwards ⁸⁾		–
Fire and smoke doors		●
Same design for DIN-L (left-handed door) and DIN-R (right-handed door)		●
Bar	Slide channel	●
Closing time continuously adjustable using two separate valves	180°-15°	●
Mechanical cushioned limit stay	15°-0°	●
Back check		○
Delayed closing		–
Hold open		○
Weight in kg		2,2
Dimensions in mm	Length	305
	installation depth	50
	height	65
Door closers tested in accordance with BS EN 1154		●
CE identification for construction products		●
Barrier-free in accordance with German Industrial Standard (DIN) 18040		●
● Yes – No ○ option		

⁸⁾ B – version for door-leaf mounting on hinge side/leaf mounting on the opposite hinge side
 G – version for door-leaf mounting on the opposite hinge side/leaf mounting on the hinge side

⁹⁾ We recommend TS 98 XEA for exceptionally heavy doors and doors which need to close against wind pressure.

Performance data of the product with respect to its characteristics in accordance with the relevant technical provision which can be applied are mentioned above.

Base materials/Ancillary materials

The major material compositions including the packaging of the product are listed below:

Name	Value	Unit
Steel	38	%
Aluminium	37	%
Paper	14	%
Zinc	4	%
Lubricants	4	%
Plastics	2	%
Others	1	%

The product includes partial articles which contain substances listed in the Candidate List of REACH Regulation 1907/2006/EC (date: 17.01.2022) exceeding 0.1 percentage by mass: yes

- Lead (Pb): 7439-92-1 (CAS-No.) is included in some of the alloys used. The concentration

of lead in each individual alloy does not exceed 4.0% (by mass).

The Candidate List can be found on the ECHA website address: <https://echa.europa.eu/de/home>.

Reference service life

The reference service life of the TS 92 XEA door closer depends on the traffic pattern and degree of usage of the door. These closers are rated to EN 1154, meaning they are designed to withstand a minimum of 500,000 cycles. The reference service life amounts for 20 years. This corresponds with approx. 25,000 cycles per year.

LCA: Calculation rules

Declared Unit

The declared unit is 1 piece of the product: TS 92 XEA.

Declared unit

Name	Value	Unit
Declared unit	1	piece/product
Conversion factor to 1 kg kg per declared product	0.29	-
Mass of declared Product	3.34	kg

System boundary

The type of EPD is: cradle to gate with options, modules C1–C4, and module D (A1–A3 + C + D and additional modules: A4 + A5)

Production - Module A1-A3

The product stage includes:
 — A1, raw material extraction, processing and mechanical treatments, processing of secondary material input (e.g. recycling processes),
 — A2, transport to the manufacturer,
 — A3, manufacturing and assembly including provision of all materials, products and energy, as well as waste processing up to the end-of-waste state.

Construction stage - Modules A4-A5

The construction process stage includes:
 — A4, transport to the building site;
 — A5, installation into the building;
 including provision of all materials, products and energy, as well as waste processing up to the end-of-waste state or disposal of final residues during the construction process stage.

End-of-life stage– Modules C1-C4 and D

The end-of-life stage includes:
 — C1, de-construction, demolition;
 — C2, transport to waste processing;
 — C3, waste processing for reuse, recovery and/or recycling;
 — C4, disposal;
 including provision and all transport, provision of all materials, products and related energy and water use. Module D (Benefits and loads beyond the system boundary) includes:
 — D, recycling potentials, expressed as net impacts and benefits.

Comparability

Basically, a comparison or an evaluation of EPD data is only possible if all the data sets to be compared were created according to EN 15804 and the building context, respectively the product-specific characteristics of performance, are taken into account.

Background database: GaBi, SP40.

LCA: Scenarios and additional technical information

Characteristic product properties Information on biogenic Carbon

Information on describing the biogenic Carbon Content at factory gate

Name	Value	Unit
Biogenic Carbon Content in product	0.15	kg C
Biogenic Carbon Content in accompanying packaging	0.02	kg C

Additional technical information for the declared modules.

Transport to the building site (A4)

Name	Value	Unit
Litres of fuel truck (per piece)	0.00276	l/100km
Transport distance via truck (from harbor to dormakaba logistic center)	300	km
Transport distance via truck (for scaling)	100	km
Capacity utilisation (including empty runs) average	55	%
Transport distance via ship	11000	km

The product is transported via truck and ship. The product is stored in the dormakaba logistic center

Germany. The main distribution region is Europe. In order to allow scaling to a specific point of installation 100 km are declared as well.

Installation into the building (A5)

Name	Value	Unit
Output substances following waste treatment on site (packaging)	0.06	kg

End of life (C1-C4)

C1: The product dismantling from the building is done manually without environmental burden.

C2: Transport to waste treatment at end of life is 50 km.

Name	Value	Unit
Collected separately waste type	3.28	kg
Recycling	3.22	kg
Energy recovery	0.059	kg
Final disposal	0,13	kg

Reuse, recovery and/or recycling potentials (D), relevant scenario information

Name	Value	Unit
Recycling	100	%

Collection rate is 100%.

LCA: Results

DESCRIPTION OF THE SYSTEM BOUNDARY (X = INCLUDED IN LCA; ND = MODULE OR INDICATOR NOT DECLARED; MNR = MODULE NOT RELEVANT)

PRODUCT STAGE			CONSTRUCTION PROCESS STAGE			USE STAGE							END OF LIFE STAGE				BENEFITS AND LOADS BEYOND THE SYSTEM BOUNDARIES
Raw material supply	Transport	Manufacturing	Transport from the gate to the site	Assembly	Use	Maintenance	Repair	Replacement	Refurbishment	Operational energy use	Operational water use	De-construction demolition	Transport	Waste processing	Disposal	Reuse-Recovery-Recycling-potential	
A1	A2	A3	A4	A5	B1	B2	B3	B4	B5	B6	B7	C1	C2	C3	C4	D	
X	X	X	X	X	ND	ND	MNR	MNR	MNR	ND	ND	X	X	X	X	X	

RESULTS OF THE LCA - ENVIRONMENTAL IMPACT according to EN 15804+A2: 1 door closer

Core Indicator	Unit	A1-A3	A4	A5	C1	C2	C3	C4	D
GWP-total	[kg CO ₂ -Eq.]	2.52E+1	2.37E-1	8.50E-2	0.00E+0	1.40E-2	1.29E+0	0.00E+0	-9.03E+0
GWP-fossil	[kg CO ₂ -Eq.]	2.59E+1	2.32E-1	2.00E-3	0.00E+0	1.40E-2	5.62E-1	0.00E+0	-9.00E+0
GWP-biogenic	[kg CO ₂ -Eq.]	-7.44E-1	5.00E-3	8.30E-2	0.00E+0	6.32E-4	7.31E-1	0.00E+0	-2.80E-2
GWP-luluc	[kg CO ₂ -Eq.]	9.00E-3	5.13E-6	1.40E-6	0.00E+0	3.25E-7	3.83E-5	0.00E+0	-2.00E-3
ODP	[kg CFC11-Eq.]	8.97E-11	2.31E-17	1.53E-17	0.00E+0	1.44E-18	3.68E-16	0.00E+0	-6.19E-11
AP	[mol H ⁺ -Eq.]	1.29E-1	5.00E-3	2.38E-5	0.00E+0	1.37E-5	2.04E-4	0.00E+0	-3.30E-2
EP-freshwater	[kg P-Eq.]	2.48E-5	5.10E-8	3.00E-9	0.00E+0	2.93E-9	5.78E-8	0.00E+0	-5.87E-6
EP-marine	[kg N-Eq.]	2.06E-2	1.00E-3	8.60E-6	0.00E+0	4.35E-6	5.67E-5	0.00E+0	-4.00E-3
EP-terrestrial	[mol N-Eq.]	2.19E-1	1.30E-2	1.07E-4	0.00E+0	4.84E-5	9.48E-4	0.00E+0	-4.80E-2
POCP	[kg NMVOC-Eq.]	6.30E-2	3.00E-3	2.28E-5	0.00E+0	1.23E-5	1.55E-4	0.00E+0	-1.40E-2
ADPE	[kg Sb-Eq.]	6.16E-4	6.44E-9	2.42E-10	0.00E+0	4.10E-10	5.25E-9	0.00E+0	-1.93E-4
ADPF	[MJ]	2.81E+2	3.04E+0	2.70E-2	0.00E+0	1.94E-1	4.15E-1	0.00E+0	-1.27E+2
WDP	[m ³ world-Eq deprived]	3.90E+0	4.35E-4	1.10E-2	0.00E+0	2.68E-5	1.33E-1	0.00E+0	-5.04E-1

Caption: GWP = Global warming potential; ODP = Depletion potential of the stratospheric ozone layer; AP = Acidification potential of land and water; EP = Eutrophication potential; POCP = Formation potential of tropospheric ozone photochemical oxidants; ADPE = Abiotic depletion potential for non-fossil resources; ADPF = Abiotic depletion potential for fossil resources; WDP = Water (user) deprivation potential

RESULTS OF THE LCA - INDICATORS TO DESCRIBE RESOURCE USE according to EN 15804+A2: 1 door closer

Indicator	Unit	A1-A3	A4	A5	C1	C2	C3	C4	D
PERE	[MJ]	5.39E+1	1.00E-2	7.25E-1	0.00E+0	6.11E-4	4.99E+0	0.00E+0	-5.49E+1
PERM	[MJ]	5.61E+0	0.00E+0	-7.20E-1	0.00E+0	0.00E+0	-4.89E+0	0.00E+0	0.00E+0
PERT	[MJ]	5.95E+1	1.00E-2	5.00E-3	0.00E+0	6.11E-4	9.60E-2	0.00E+0	-5.49E+1
PENRE	[MJ]	2.79E+2	3.04E+0	2.70E-2	0.00E+0	1.94E-1	2.43E+0	0.00E+0	-1.27E+2
PENRM	[MJ]	2.02E+0	0.00E+0	0.00E+0	0.00E+0	0.00E+0	-2.02E+0	0.00E+0	0.00E+0
PENRT	[MJ]	2.81E+2	3.04E+0	2.70E-2	0.00E+0	1.94E-1	4.15E-1	0.00E+0	-1.27E+2
SM	[kg]	9.80E-1	0.00E+0	0.00E+0	0.00E+0	0.00E+0	0.00E+0	0.00E+0	0.00E+0
RSF	[MJ]	0.00E+0	0.00E+0	0.00E+0	0.00E+0	0.00E+0	0.00E+0	0.00E+0	0.00E+0
NRSF	[MJ]	0.00E+0	0.00E+0	0.00E+0	0.00E+0	0.00E+0	0.00E+0	0.00E+0	0.00E+0
FW	[m ³]	1.48E-1	1.76E-5	2.48E-4	0.00E+0	1.10E-6	3.00E-3	0.00E+0	-9.70E-2

Caption: PERE = Use of renewable primary energy excluding renewable primary energy resources used as raw materials; PERM = Use of renewable primary energy resources used as raw materials; PERT = Total use of renewable primary energy resources; PENRE = Use of non-renewable primary energy excluding non-renewable primary energy resources used as raw materials; PENRM = Use of non-renewable primary energy resources used as raw materials; PENRT = Total use of non-renewable primary energy resources; SM = Use of secondary material; RSF = Use of renewable secondary fuels; NRSF = Use of non-renewable secondary fuels; FW = Use of net fresh water

RESULTS OF THE LCA – WASTE CATEGORIES AND OUTPUT FLOWS according to EN 15804+A2: 1 door closer

Indicator	Unit	A1-A3	A4	A5	C1	C2	C3	C4	D
HWD	[kg]	3.42E-6	2.97E-10	3.96E-11	0.00E+0	1.88E-11	1.09E-9	0.00E+0	-9.50E-7
NHWD	[kg]	4.26E+0	3.11E-4	3.00E-3	0.00E+0	1.98E-5	6.30E-2	0.00E+0	-1.99E+0
RWD	[kg]	6.74E-3	3.32E-6	1.41E-6	0.00E+0	2.08E-7	1.86E-5	0.00E+0	-1.30E-2
CRU	[kg]	0.00E+0	0.00E+0	0.00E+0	0.00E+0	0.00E+0	0.00E+0	0.00E+0	0.00E+0
MFR	[kg]	0.00E+0	0.00E+0	0.00E+0	0.00E+0	0.00E+0	2.65E+0	0.00E+0	0.00E+0
MER	[kg]	0.00E+0	0.00E+0	0.00E+0	0.00E+0	0.00E+0	0.00E+0	0.00E+0	0.00E+0
EEE	[MJ]	0.00E+0	0.00E+0	1.29E-1	0.00E+0	0.00E+0	0.00E+0	0.00E+0	0.00E+0
EET	[MJ]	0.00E+0	0.00E+0	2.33E-1	0.00E+0	0.00E+0	0.00E+0	0.00E+0	0.00E+0

Caption: HWD = Hazardous waste disposed; NHWD = Non-hazardous waste disposed; RWD = Radioactive waste disposed; CRU = Components for re-use; MFR = Materials for recycling; MER = Materials for energy recovery; EEE = Exported electrical energy; EET = Exported thermal energy

RESULTS OF THE LCA – additional impact categories according to EN 15804+A2-optional: 1 door closer

Indicator	Unit	A1-A3	A4	A5	C1	C2	C3	C4	D
PM	[Disease Incidence]	3.13E-6	7.62E-8	1.32E-10	0.00E+0	7.19E-11	1.79E-9	0.00E+0	-5.18E-7
IRP	[kBq U235-Eq.]	1.05E+0	4.77E-4	2.18E-4	0.00E+0	2.98E-5	2.00E-3	0.00E+0	-2.63E+0
ETP-fw	[CTUe]	9.59E+1	2.15E+0	1.30E-2	0.00E+0	1.37E-1	1.65E-1	0.00E+0	-4.53E+1
HTP-c	[CTUh]	1.22E-8	4.05E-11	6.74E-13	0.00E+0	2.58E-12	1.29E-11	0.00E+0	-1.65E-10
HTP-nc	[CTUh]	3.50E-7	1.82E-9	2.92E-11	0.00E+0	1.11E-10	1.00E-9	0.00E+0	1.36E-7
SQP	[-]	1.07E+2	8.00E-3	7.00E-3	0.00E+0	4.98E-4	1.21E-1	0.00E+0	-4.35E+0
Caption	PM = Potential incidence of disease due to PM emissions; IR = Potential Human exposure efficiency relative to U235; ETP-fw = Potential comparative Toxic Unit for ecosystems; HTP-c = Potential comparative Toxic Unit for humans (cancerogenic); HTP-nc = Potential comparative Toxic Unit for humans (not cancerogenic); SQP = Potential soil quality index								

Disclaimer 1 – for the indicator “Potential Human exposure efficiency relative to U235”.

This impact category deals mainly with the eventual impact of low dose ionizing radiation on human health of the nuclear fuel cycle. It does not consider effects due to possible nuclear accidents, occupational exposure nor due to radioactive waste disposal in underground facilities. Potential ionizing radiation from the soil, from radon and from some construction materials is also not measured by this indicator.

Disclaimer 2 – for the indicators “abiotic depletion potential for non-fossil resources”, “abiotic depletion potential for fossil resources”, “water (user) deprivation potential, deprivation-weighted water consumption”, “potential comparative toxic unit for ecosystems”, “potential comparative toxic unit for humans – cancerogenic”, “Potential comparative toxic unit for humans - not cancerogenic”, “potential soil quality index”.

The results of this environmental impact indicator shall be used with care as the uncertainties on these results are high or as there is limited experienced with the indicator.

References

EN 1154

EN 1154-2003; Building hardware - Controlled door closing devices - Requirements and test methods

EN 1634-1

EN 1634-1:2018; Fire resistance and smoke control tests for door and shutter assemblies, openable windows and elements of building hardware - Part 1: Fire resistance test for door and shutter assemblies and openable windows

ISO 14025

DIN EN ISO 14025:2011-10, Environmental labels and declarations — Type III environmental declarations — Principles and procedures

EN 15804

EN 15804+A2:2019+AC:2021, Sustainability of construction works — Environmental Product Declarations — Core rules for the product category of construction products

REACH Regulation

Regulation (EC) No 1907/2006 of the European Parliament and of the Council on the Registration, Evaluation, Authorisation and Restriction of Chemicals (REACH)

Further References

IBU

Institut Bauen und Umwelt e.V.: General Programme Instructions for the Preparation of EPDs at the Institut

Bauen und Umwelt e.V. Version 1., Berlin: Institut Bauen und Umwelt e.V., 2016. www.ibu-epd.com

GaBi

Sphera Solutions GmbH
Gabi Software System and Database for Life Cycle Engineering 1992-2020
Version 10.0.0.71
University of Stuttgart
Leinfelden-Echterdingen

GaBi ts documentation

GaBi life cycle inventory data documentation (<https://www.gabi-software.com/support/gabi/gabidatabase-2020-lci-documentation/>).

LCA-tool dormakaba

LCA-tool, IBU-DOR-202104-LT1-EN, 2021, developed by Sphera Solutions GmbH

PCR Part A

PCR – Part A: Calculation Rules for the Life Cycle Assessment and Requirements on the Project Report according to EN 15804+A2:2019, Version 1.0, 2020, Institut Bauen und Umwelt e.V., www.ibu-epd.com

PCR Part B

PCR – Part B: Requirements on the EPD for Building Hardware product, version 1.2, Institut Bauen und Umwelt e.V., www.ibu-epd.com, 2017

**Publisher**

Institut Bauen und Umwelt e.V.
Hegelplatz 1
10117 Berlin
Germany

Tel +49 (0)30 3087748- 0
Fax +49 (0)30 3087748- 29
Mail info@ibu-epd.com
Web www.ibu-epd.com

**Programme holder**

Institut Bauen und Umwelt e.V.
Hegelplatz 1
10117 Berlin
Germany

Tel +49 (0)30 - 3087748- 0
Fax +49 (0)30 - 3087748 - 29
Mail info@ibu-epd.com
Web www.ibu-epd.com

**Author of the Life Cycle
Assessment**

Sphera Solutions GmbH
Hauptstraße 111- 113
70771 Leinfelden-Echterdingen
Germany

Tel +49 711 341817-0
Fax +49 711 341817-25
Mail info@sphera.com
Web www.sphera.com

**Owner of the Declaration**

dormakaba International Holding
GmbH
DORMA Platz 1
58256 Ennepetal
Germany

Tel +49 2333 793-0
Fax +49 2333 793-4950
Mail info.de@dormakaba.com
Web www.dormakaba.com